

Asset Manager: Capitec Asset Management Limited
Capitec IBBL Shariah Unit Fund
Portfolio Statement as at June 30, 2021

I. Investment in Capital Market Securities (Listed)

Annexure - A
[Figure in million Bangladeshi Taka]

SL	Investment in Stocks/Securities(Sectorwise)	No. of Shares/Unit	Cost Value	Market Value	Appreciation (or Diminution) in the Market Value/ Fair	% Change(In term of Cost)	% of Total Investment
A. Share of Listed Companies							
1	ISLAMIBANK	140,000	4.23	4.16	-0.07	-1.64%	1.88%
2	SINGERBD	30,000	5.13	5.39	0.26	4.99%	2.28%
3	IFADAUTOS	149,100	7.59	7.53	-0.06	-0.85%	3.38%
4	BSRMLTD	79,000	7.03	6.84	-0.19	-2.73%	3.13%
5	GPHISPAT	119,000	4.34	4.21	-0.13	-2.96%	1.93%
6	NIALCO	41,297	0.41	0.88	0.46	112.00%	0.18%
7	LINDEBD	9,000	11.92	11.92	0.00	-0.02%	5.30%
8	DOREENPWR	204,000	13.11	13.24	0.13	0.96%	5.83%
9	UPGDCL	46,925	13.05	12.95	-0.11	-0.81%	5.81%
10	SONALILIFE	20,000	0.20	0.22	0.02	10.00%	0.09%
11	BERGERPBL	2,700	4.59	4.75	0.16	3.54%	2.04%
12	MARICO	3,553	7.57	7.92	0.35	4.62%	3.37%
13	SQURPHARMA	30,500	6.46	6.57	0.11	1.78%	2.87%
14	BSCCL	77,709	12.96	13.36	0.40	3.08%	5.76%
15	GP	24,000	8.36	8.39	0.03	0.33%	3.72%
	Sub -Total		106.97	108.32	1.36	1.27%	47.57%
B. Listed Bond							
16	IBBLPBOND	9,431	9.99	9.57	-0.43	-4.26%	4.44%
	Sub-Total		9.99	9.57	-0.43	-4.26%	4.44%
Grand Total of Capital Market Securities (Listed)			116.96	117.89	0.93	0.79%	52.02%


II. Investment in Capital Market Securities (Non-Listed)

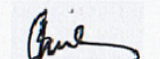
SL	Investment in Stocks/Securities(Sectorwise)	No. of Shares/Unit	Cost Value	Market Value	Appreciation (or Diminution) in the Market Value/ Fair	% Change(In term of Cost)	% of Total Investment
A. Open- End Mutual Fund							
B. Pre-IPO Placement Shares							
	Sub-Total		-	-	-		
Grand Total of Capital Market Securities (Non-Listed)			-	-	-		


III. Cash & Cash Equivalent and Investment in Securities not related to Capital Market

A. Term Deposit :					
SL & Date	Bank/Non-Bank Name	Rate of Interest/Profit	Investment Value	Maturity Value	Market Value/ Fair Value
1 & 22/09/2021	Islamic Finance and Investment Ltd	8.25%	15.00	15.62	
2 & 22/09/2021	Union Bank Ltd	7.50%	15.00	15.56	
3 & 22/09/2021	Social Islami Bank Ltd	6.50%	15.00	15.49	
4 & 22/09/2021	Southeast Bank Ltd(Islamic Wings)	5.50%	5.00	5.14	
	Sub-Total		50.00	51.81	
B. Cash at Bank :					
A/C NO	Bank Name	Rate of Interest/Profit	Available Balance	N/A	
20504300900000500	Islami Bank Bangladesh Ltd, MSND	2.20%	3.16		
0871360000513	Social Islami Bank Ltd, MSND	4.00%	50.86		
0871360000524	Social Islami Bank Ltd, MSND	4.00%	3.87		
	Sub-Total		57.89		
Total Cash & Cash Equivalent and Investment in Securities (Not related to Capital Market):			107.89		

Total Investment=(I+II+III)	224.85		
------------------------------------	---------------	--	--


Prepared By


Checked By


Managing Director