

## **Financial Statements (Un-audited)**

### **Capitec Padma P.F. Shariah Unit Fund**

Padma Life Tower, 10th Floor(Lift-09),115, Kazi Nazrul Islam Avenue,  
Bangla Motor, Dhaka-1000.

For the Period from July 01, 2022 to September 30, 2022


# Capitec Padma P.F. Shariah Unit Fund

Statement of Financial Position (Un-audited)

As at 30 September, 2022

Particulars	Notes	Amount in Taka	
		30 September 2022	30 June 2022
<b>Assets</b>			
Marketable investment -at market price	1.00	339,554,019	325,499,552
IPO investment	2.00	3,185,800	272,600
Preliminary and issue expenses	3.00	1,570,206	1,703,226
Advance deposits and pre-payments	4.00	724,766	665,249
Accounts receivable	5.00	10,877,594	42,600,956
Cash and cash equivalents	6.00	83,386,531	104,112,466
<b>Total Assets</b>		<b>439,298,916</b>	<b>474,854,049</b>
<b>Current liabilities</b>		<b>10,456,523</b>	<b>4,369,206</b>
Accrued expenses	7.00	2,161,438	4,362,226
Accounts payable	8.00	8,295,085	6,980
<b>Net Assets</b>		<b>428,842,393</b>	<b>470,484,843</b>
<b>Capital Fund</b>			
Unit capital	9.00	385,949,000	385,949,000
Unit premium reserve	10.00	14,595,502	14,595,502
Retained earnings	11.00	28,297,891	69,940,341
<b>Total Capital Fund</b>		<b>428,842,393</b>	<b>470,484,843</b>
<b>Net Asset Value (NAV)</b>			
At cost price	12.00	<b>11.36</b>	<b>12.28</b>
At market price	13.00	<b>11.11</b>	<b>12.19</b>


These Financial Statements should be read in conjunction with notes.




Chairman, Trustee



Managing Director(AMC)



Member, Trustee



Head of Operations & CCO (AMC)



Officer-Accounts(AMC)

Dhaka

Date: 24 October, 2022




# Capitec Padma P.F. Shariah Unit Fund

Statement of Profit or Loss and Other Comprehensive Income (Un-audited)  
For the Period from July 01, 2022 to September 30, 2022


Particulars	Notes	Amount in Taka	
		July 01, 2022 to September 30, 2022	July 01, 2021 to September 30, 2021
<b>Income</b>			
Realized gain/(loss) on sale of marketable securities	14.00	12,744,924	23,539,862
Dividend income	15.00	1,669,434	795,798
Profit on deposits	16.00	1,571,133	1,356,090
<b>Total Income</b>		<b>15,985,491</b>	<b>25,691,749</b>
<b>Expenses</b>			
Management Fees		1,973,233	1,688,600
Trustee Fees		159,823	130,947
Custodian Fees		144,723	119,766
CDBL Charges		34,784	29,297
Brokerage Commission		519,186	473,587
Amortization of Preliminary and Issue Expenses	17.00	133,020	133,019
BSEC Annual Fees		133,523	84,882
Printing and Publication		64,500	64,080
Bank Charges and Excise Duty		115	26,390
Shariah Supervisory Board Meeting Remuneration		-	40,000
Other Operating Expenses	18.00	5,000	3,000
<b>Total Expenses</b>		<b>3,167,907</b>	<b>2,793,568</b>
<b>Profit before provision</b>		<b>12,817,584</b>	<b>22,898,181</b>
Write Back of Provision/ (Provision) against marketable Investment	19.00	(6,216,409)	23,916,709
<b>Profit after provision</b>		<b>6,601,176</b>	<b>46,814,890</b>
Add: Other Comprehensive Income		-	4,940,268
<b>Total Comprehensive Income Or Loss</b>		<b>6,601,176</b>	<b>51,755,158</b>
<b>Earnings Per Unit</b>	20.00	<b>0.17</b>	<b>1.51</b>

These Financial Statements should be read in conjunction with notes.

  
Chairman, Trustee

  
Managing Director(AMC)

  
Member, Trustee

  
Head of Operations & CCO (AMC)

  
Officer-Accounts(AMC)

Dhaka  
Date: 24 October, 2022






**Capitec Padma P.F. Shariah Unit Fund**  
Statement of Changes in Equity (Un-audited)  
For the Period from July 01, 2022 to September 30, 2022

Particulars	Unit Capital	Unit Premium Reserve	Unrealized Gain/(Loss)	Retained earnings	Total equity
Balance as on July 01, 2022	385,949,000	14,595,502	-	69,940,341	470,484,843
Unit subscribed	-	-	-	-	-
Unit Surrender	-	-	-	-	-
Unrealized Gain/(Loss)	-	-	-	-	-
Dividend Paid	-	-	-	(48,243,625)	(48,243,625)
Net profit/(Loss)	-	-	-	6,601,176	6,601,176
<b>Balance as on September 30, 2022</b>	<b>385,949,000</b>	<b>14,595,502</b>	<b>-</b>	<b>28,297,891</b>	<b>428,842,393</b>

**Capitec Padma P.F. Shariah Unit Fund**  
Statement of Changes in Equity  
For the Period from July 01, 2021 to September 30, 2021

Particulars	Unit Capital	Unit Premium Reserve	Unrealized Gain/(Loss)	Retained earnings	Total equity
Balance as on July 01, 2021	309,525,000	504,775	-	24,686,951	334,716,726
Unit subscribed	-	-	-	-	-
Unit premium reserve	-	-	-	-	-
Unrealized Gain/(Loss)	-	-	4,940,268	-	4,940,268
Dividend Paid	-	-	-	(21,673,750)	(21,673,750)
Net profit/(Loss)	-	-	-	46,814,890	46,814,890
<b>Balance as on September 30, 2021</b>	<b>309,525,000</b>	<b>504,775</b>	<b>4,940,268</b>	<b>49,828,091</b>	<b>364,798,134</b>

These Financial Statements should be read in conjunction with notes.

 Chairman, Trustee	 Managing Director(AMC)	 Member, Trustee
 Head of Operations & CCO (AMC)	 Officer-Accounts(AMC)	


Dhaka  
Date: 24 October, 2022





**Capitec Padma P.F. Shariah Unit Fund**  
Statement of Cash Flows (Un-audited)  
For the Period from July 01, 2022 to September 30, 2022


Particulars	Notes	Amount in Taka	
		July 01, 2022 to September 30, 2022	July 01, 2021 to September 30, 2021
<b>Cash flow from operating activities</b>			
Net Investments in Listed Securities		(4,699,312)	(34,791,168)
Investment in non-listed/IPO securities-at fair value		8,086,800	1,496,000
Realized gain/(loss) on sale of marketable securities		15,985,491	23,539,862
Profit on deposits		4,776,402	1,213,531
Dividend Income		641,435	1,871,421
Advance deposits and pre-payments		(59,517)	(190,346)
(Increase)/Decrease in operating expenses		2,786,391	(1,792,666)
<b>Net cash inflow/(outflow) by operating activities</b>		<b>27,517,690</b>	<b>(8,653,365)</b>
<b>Cash flow from investment activities</b>			
		-	-
<b>Cash flow from financing activities</b>			
Sponsor Contribution		-	-
Initial Subscription		-	-
Issuance of New Units		-	-
Unit Surrender		-	-
Unit Premium Reserve		-	-
Dividend Paid		(48,243,625)	(18,250,680)
<b>Net cash inflow/(outflow) from financing activities</b>		<b>(48,243,625)</b>	<b>(18,250,680)</b>
<b>Increase/(Decrease) in cash</b>		<b>(20,725,935)</b>	<b>(26,904,045)</b>
Cash & cash equivalent at beginning of the Period		104,112,466	94,848,367
<b>Cash &amp; cash equivalent at end of the Period</b>		<b>83,386,531</b>	<b>67,944,322</b>
<b>Net Operating Cash Flow Per Unit (NOCFPU)</b>	22.00	<b>0.71</b>	<b>(0.28)</b>

These Financial Statements should be read in conjunction with notes.

  
Chairman, Trustee

  
Managing Director(AMC)

  
Member, Trustee

  
Head of Operations & CCO (AMC)

  
Officer-Accounts(AMC)

Dhaka  
Date: 24 October, 2022

**Capitec Padma P.F. Shariah Unit Fund**

Notes to the financial statement

As at 30 September, 2022

Note No.	Particulars	Amount in Taka																			
		30 September 2022	30 June 2022																		
1.00	Marketable Investment-at market price: Tk 339,554,019																				
	Investment in Marketable Securities	339,554,019	325,499,552																		
	Closing Balance:	339,554,019	325,499,552																		
	Annexure-A may kindly be seen for details of Marketable Investment																				
2.00	Investment in IPO:(IPO Allotments) price: Tk 3,185,800																				
	Investment in IPO	3,185,800	272,600																		
	Closing Balance	3,185,800	272,600																		
	Annexure-A may kindly be seen for details of Investment in IPO																				
3.00	Preliminary and issue expenses : Tk 1,570,206																				
	This is made up as follows:																				
	Particulars																				
	Opening balance	1,703,226	2,230,965																		
	Less: Amortization during this period	(133,020)	(527,739)																		
	Closing Balance	1,570,206	1,703,226																		
4.00	Advance deposits and pre-payments : Tk 724,766																				
	This is made up as follows:																				
	Particulars																				
	IPO Application	-	-																		
	Advance Income TAX	136,959	136,959																		
	Advance BSEC Annual Fees	394,766	528,290																		
	Advance Trustee Fees	193,041	-																		
	Closing Balance:	724,766	665,249																		
5.00	Accounts Receivable : Tk 10,877,594																				
	This is made up as follows:																				
	Particulars																				
	MTDR Profit Receivables	2,388,200	1,349,006																		
	MSND Profit Receivables	531,938	-																		
	Receivable from Brokerage House	6,620,044	40,942,537																		
	Dividend Receivables	1,337,412	309,413																		
	Closing Balance:	10,877,594	42,600,956																		
	Note: 5.01																				
5.01	Dividend Receivables: Tk 1,337,412																				
	This is made up as follows:																				
	Particulars																				
	RINGSHINE	31,038	31,038																		
	GP	662,875	-																		
	MARICO	73,734	161,200																		
	BATASHOE	-	91,345																		
	BERGERPBL	5,166	25,830																		
	ORYZAAGRO	564,599	-																		
	Closing Balance:	1,337,412	309,413																		
6.00	Cash and cash equivalents : Tk 83,386,531																				
	This is made up as follows:																				
	Particulars																				
	<table><tr><th>Name of the Bank</th><th>Branch</th><th>Account Number</th></tr><tr><td>Southeast Bank Limited (Islamic Wing)</td><td rowspan="4">Motijheel</td><td>002713100001191</td></tr><tr><td>Southeast Bank Limited (Islamic Wing)</td><td>002713100001192</td></tr><tr><td>Southeast Bank Limited (Islamic Wing)</td><td>002713100001193</td></tr><tr><td>Southeast Bank Limited (Islamic Wing)</td><td>002711100007516</td></tr><tr><td>Cash at Money Market Instruments</td><td></td><td></td></tr><tr><td>Closing Balance:</td><td></td><td></td></tr></table>	Name of the Bank	Branch	Account Number	Southeast Bank Limited (Islamic Wing)	Motijheel	002713100001191	Southeast Bank Limited (Islamic Wing)	002713100001192	Southeast Bank Limited (Islamic Wing)	002713100001193	Southeast Bank Limited (Islamic Wing)	002711100007516	Cash at Money Market Instruments			Closing Balance:				
Name of the Bank	Branch	Account Number																			
Southeast Bank Limited (Islamic Wing)	Motijheel	002713100001191																			
Southeast Bank Limited (Islamic Wing)		002713100001192																			
Southeast Bank Limited (Islamic Wing)		002713100001193																			
Southeast Bank Limited (Islamic Wing)		002711100007516																			
Cash at Money Market Instruments																					
Closing Balance:																					
		1,753,823	6,482,335																		
		310,563	310,563																		
		1,258,572	37,278,095																		
		63,573	41,473																		
		80,000,000	60,000,000																		
		83,386,531	104,112,466																		



**Capitec Padma P.F. Shariah Unit Fund**  
Notes to the financial statement  
As at 30 September, 2022

Note No.	Particulars	Amount in Taka	
		30 September 2022	30 June 2022
<b>7.00</b>	<b>Accrued Expenses : Tk 2,161,438</b>		
	This is made up as follows:		
	<b>Particulars</b>		
	Custodian Fees	174,705	278,327
	Management Fees	1,973,233	4,029,701
	Trustee Fees	-	11,137
	Audit Fees	-	25,000
	CDBL Fees	-	10,561
	Miscellaneous Expenses	13,500	7,500
	<b>Closing Balance:</b>	<b>2,161,438</b>	<b>4,362,226</b>
<b>8.00</b>	<b>Accounts Payable : Tk 8,295,085</b>		
	This is made up as follows:		
	<b>Particulars</b>		
	Others Payable (TDS payable: Dividend & Others)	8,295,085	6,980
	Unclaimed Dividend	-	-
	<b>Closing Balance:</b>	<b>8,295,085</b>	<b>6,980</b>
	Note: 8.01		
<b>8.01</b>	<b>Unclaimed Dividend: Tk 0</b>		
	This is made up as follows:		
	<b>Particulars</b>		
	<b>Total:</b>	<b>-</b>	<b>-</b>
<b>9.00</b>	<b>Unit capital : Tk 385,949,000</b>		
	This is made up as follows:		
	<b>Particulars</b>		
	Sponsor contribution	1,000,000	1,000,000
	Initial Subscription	90,000,000	90,000,000
	Issuance of New Units	294,949,000	294,949,000
	<b>Closing Balance:</b>	<b>385,949,000</b>	<b>385,949,000</b>
	Note: 9.01		
<b>9.01</b>	<b>Sponsor contribution: Tk 1,000,000</b>		
	This is made up as follows:		
	<b>Particulars</b>		
	Sponsor contribution (Initial)	1,000,000	10,000,000
	Unit Surrender	-	(9,000,000)
	<b>Closing Balance:</b>	<b>1,000,000</b>	<b>1,000,000</b>
<b>10.00</b>	<b>Unit premium reserve : Tk 14,595,502</b>		
	This is made up as follows:		
	<b>Particulars</b>		
	Unit premium reserve	14,595,502	14,595,502
	<b>Closing Balance:</b>	<b>14,595,502</b>	<b>14,595,502</b>
<b>11.00</b>	<b>Retained earnings : Tk 28,297,891</b>		
	This is made up as follows:		
	<b>Particulars</b>		
	Opening Balance	69,940,341	24,686,951
	Less: Dividend Paid	(48,243,625)	(21,673,750)
	Add: Addition during the period	6,601,176	66,927,140
	<b>Closing Balance:</b>	<b>28,297,891</b>	<b>69,940,341</b>

**Capitec Padma P.F. Shariah Unit Fund**

Notes to the financial statement

As at 30 September, 2022

Note No.	Particulars	Amount in Taka	
		30 September 2022	30 June 2022
12.00	<b>Net Asset Value (NAV) per unit at cost price : Tk 11.36</b>		
	This is made up as follows:		
	<b>Particulars</b>		
	Total Assets at Market Price	439,298,916	474,854,049
	Add/Less: Investment diminution reserve-Unrealized gain/(Loss)	9,546,400	3,329,991
	Less: Current liabilities	(10,456,523)	(4,369,206)
	<b>Total net asset value (NAV) at cost</b>	<b>438,388,792</b>	<b>473,814,835</b>
	Outstanding number of units	38,594,900	38,594,900
		<b>11.36</b>	<b>12.28</b>
13.00	<b>Net Asset Value (NAV) per unit at market price : Tk 11.11</b>		
	This is made up as follows:		
	<b>Particulars</b>		
	Total net asset value at Cost Price	438,388,792	473,814,835
	Add/Less: Investment diminution reserve-Unrealized gain/(Loss)	(9,546,400)	(3,329,991)
	<b>Net Asset Value (NAV) at market Price</b>	<b>428,842,393</b>	<b>470,484,843</b>
	Outstanding number of units	38,594,900	38,594,900
	<b>Net Asset Value (NAV) per unit at market price</b>	<b>11.11</b>	<b>12.19</b>



**Capitec Padma P.F. Shariah Unit Fund**  
Notes to the Profit or Loss and Other Comprehensive Income  
For the Period from July 01, 2022 to September 30, 2022

Note No.	Particulars	Amount in Taka	
		July 01, 2022 to September 30, 2022	July 01, 2021 to September 30, 2021
<b>14.00</b>	<b>Realized gain/(loss) on sale of marketable securities : Tk 12,744,924</b>		
	This is made up as follows:		
	<u>Particulars</u>		
	Realized gain/(loss) on sale of marketable securities	12,744,924	23,539,862
	<b>Closing Balance</b>	<b>12,744,924</b>	<b>23,539,862</b>
	Annexure-B may kindly be seen for details of realized gain/(loss) on sale of marketable securities.		
<b>15.00</b>	<b>Dividend Income: Tk 1,669,434</b>		
	This is made up as follows:		
	<u>Particulars</u>		
	Dividend Income	1,669,434	795,798
	<b>Closing Balance</b>	<b>1,669,434</b>	<b>795,798</b>
	Annexure-C may kindly be seen for details of dividend income.		
<b>16.00</b>	<b>Profit on deposits : Tk 1,571,133</b>		
	This is made up as follows:		
	<u>Particulars</u>		
	Profit on MSND (Bank Accounts)	531,938	180,439
	Profit on MTDR and Money Market Instruments	1,039,195	1,175,651
	<b>Closing Balance:</b>	<b>1,571,133</b>	<b>1,356,090</b>
<b>17.00</b>	<b>Amortization of Preliminary and Issue Expenses : Tk 133,020</b>		
	This is made up as follows:		
	<u>Particulars</u>		
	Preliminary and Issue Expenses during the period	133,020	133,019
	<b>Amortization of Preliminary and Issue Expenses (3 Month)</b>	<b>133,020</b>	<b>133,019</b>
<b>18.00</b>	<b>Other operating expenses : Tk 5,000</b>		
	This is made up as follows:		
	<u>Particulars</u>		
	Bidding/Subscription Fees	5,000	3,000
	<b>Closing Balance:</b>	<b>5,000</b>	<b>3,000</b>
<b>19.00</b>	<b>Write Back of Provision/ (Provision) against marketable Investment : Tk -6,216,409</b>		
	Opening Balance	(3,329,991)	(23,916,709)
	Unrealized Gain/(Loss)	(9,546,400)	4,940,268
	Current period Unrealized Gain/(Loss)	-	28,856,977
	<b>Write Back of Provision/ (Provision) against marketable Investment</b>	<b>(6,216,409)</b>	<b>23,916,709</b>
<b>20.00</b>	<b>Earnings Per Unit: Tk 0.17</b>		
	Net profit for the Period	6,601,176	46,814,890
	Outstanding number of units	38,594,900	30,962,500
	<b>Earnings Per Unit</b>	<b>0.17</b>	<b>1.51</b>

**Capitec Padma P.F. Shariah Unit Fund**  
Notes to the Profit or Loss and Other Comprehensive Income  
For the Period from July 01, 2022 to September 30, 2022

Note No.	Particulars	Amount in Taka	
		July 01, 2022 to September 30, 2022	July 01, 2021 to September 30, 2021

**21.00 Non-Performing Investment: Tk 0.00**

Non-Performing Investment

-	-
-	-

**Annexure-D may kindly be seen for details of Non-Performing Investment**

**22.00 Net Operating Cash Flow per unit: Tk 0.71**

Net Cash flow/ out flow from operating Activities

27,517,690 (8,653,365)

Outstanding number of units

38,594,900 30,962,500

**Net Operating Cash Flow Per Unit (NOCFPU)**

**0.71 (0.28)**



**Capitec Padma P.F. Shariah Unit Fund**  
Portfolio Statement as at September 30, 2022

Annexure - A  
[Figure in Bangladeshi Taka]

**I. Investment in Capital Market Securities (Listed)**

SL	Investment in Stocks/Securities (Sectorwise)	No. of Shares/Unit	Cost Price	Cost Value	Market Price	Market Value	Appreciation (or Diminution) in the Market Value/ Fair Value of Investments	% Change (In term of Cost)	% of Total Investment
	<b>A. Share of Listed Companies</b>								
1	CONFIDEM	135,500	143.56	19,451,733	98.70	13,373,850	(6,077,883)	-31.25%	4.46%
2	SINGERBD	160,000	193.12	30,898,778	151.90	24,304,000	(6,594,778)	-21.34%	7.05%
3	NIALCO	786,715	51.26	40,330,230	81.00	63,723,915	23,393,685	58.01%	9.26%
4	DOREENPWR	430,746	80.54	34,692,296	71.50	30,798,339	(3,893,957)	-11.22%	7.96%
5	UPGDCL	16,000	306.26	4,900,151	235.30	3,764,800	(1,135,351)	-23.17%	1.12%
6	ACHIASF	217,260	43.78	9,510,588	35.30	7,669,278	(1,841,310)	-19.36%	2.18%
7	ORYZAAGRO	513,272	29.14	14,955,409	23.90	12,267,201	(2,688,208)	-17.97%	3.43%
8	BERGERPBL	2,583	1,839.39	4,751,157	1,740.10	4,494,678	(256,479)	-5.40%	1.09%
9	MARICO	4,832	2,405.87	11,625,178	2,430.70	11,745,142	119,964	1.03%	2.67%
10	SQURPHARMA	123,585	230.58	28,496,316	209.80	25,928,133	(2,568,183)	-9.01%	6.54%
11	BSCCL	123,000	229.01	28,168,131	226.20	27,822,600	(345,531)	-1.23%	6.47%
12	GP	53,030	375.64	19,920,318	286.60	15,198,398	(4,721,920)	-23.70%	4.57%
13	AGNISYSL	150,000	28.20	4,229,537	23.90	3,585,000	(644,537)	-15.24%	0.97%
14	GENEXIL	501,000	75.07	37,609,696	79.70	39,929,700	2,320,004	6.17%	8.63%
15	PTL	43,000	108.51	4,665,857	77.00	3,311,000	(1,354,857)	-29.04%	1.07%
16	RINGSHINE	348,103	11.25	3,916,818	9.80	3,411,409	(505,408)	-12.90%	0.90%
	<b>Sub -Total</b>			<b>298,122,193</b>		<b>291,327,444</b>	<b>(6,794,749)</b>	<b>-2.28%</b>	<b>68.43%</b>
	<b>B. Listed Bond</b>								
17	BEXGUKUK	420,418	95.09	39,978,226	87.50	36,786,575	(3,191,651)	-7.98%	9.18%
	<b>Sub -Total</b>			<b>39,978,226</b>		<b>36,786,575</b>	<b>(3,191,651)</b>	<b>-7.98%</b>	<b>9.18%</b>
<b>Grand Total of Capital Market Securities (Listed)</b>				<b>338,100,419</b>		<b>328,114,019</b>	<b>(9,986,400)</b>	<b>-2.95%</b>	<b>77.60%</b>

**Capitec Padma P.F. Shariah Unit Fund**  
Portfolio Statement as at September 30, 2022

Annexure - A

**II. Investment in Capital Market Securities (Non-Listed)**

SL	Investment in Stocks/Securities(Sectorwise)	No. of Shares/Unit	Cost Price	Cost Value	Market Price	Market Value	Appreciation (or Diminution) in the Market Value/ Fair Value of Investments	% Change(In term of Cost)	% of Total Investment
	<b>A. Pre-IPO Placement Shares</b>								
01	Amulet Pharmaceuticals Limited	1,040,000	10.58	11,000,000	11.00	11,440,000	440,000	4.00%	2.52%
02	NAVANAPHAR	93,700	34.00	3,185,800	34.00	3,185,800	-	0.00%	0.73%
	<b>Sub-Total</b>			<b>14,185,800</b>		<b>14,625,800</b>	<b>440,000</b>	<b>3.10%</b>	<b>3.26%</b>
<b>Grand Total of Capital Market Securities (Non-Listed)</b>									
				<b>14,185,800</b>		<b>14,625,800</b>	<b>440,000</b>	<b>3.10%</b>	<b>3.26%</b>
<b>Total Investment in Capital Market Securities (Listed+Non-Listed)</b>									
				<b>352,286,219</b>		<b>342,739,819</b>	<b>(9,546,400)</b>	<b>-2.71%</b>	<b>80.86%</b>

**III. Cash & Cash Equivalent and Investment in Securities not related to Capital Market**

**A. Term Deposit:**

SL & Date	Bank/Non-Bank Name	Rate of Profit	Investment Value	Maturity Value
1 & 09/04/2022	Islamic Finance and Investment Ltd.	7.25%	10,000,000	10,362,500
2 & 21/04/2022	Social Islami Bank Ltd.	6.50%	25,000,000	25,812,500
3 & 01/07/2022	Union Bank Ltd.	7.10%	25,000,000	25,887,500
4 & 20/09/2022	Mutual Trust Bank Ltd. (Islamic Wing)	6.50%	20,000,000	20,650,000
	<b>Sub-Total</b>		<b>80,000,000</b>	<b>82,712,500</b>
<b>B. Cash at Bank:</b>				
A/C NO	Bank Name	Rate of Profit	Available Balance	Remarks
002713100001191	Southeast Bank Ltd, MSND(Islamic Wing)-002713100001191	4.00%	1,753,823	N/A
002713100001192	Southeast Bank Ltd, MSND(Islamic Wing)-002713100001192	4.00%	310,563	
002713100001193	Southeast Bank Ltd, MSND(Islamic Wing)-002713100001193	4.00%	1,258,572	
002711100007516	Southeast Bank Ltd, Current A/C(Islamic Wing)-002711100007516	-	63,573	
	<b>Sub-Total</b>		<b>3,386,531</b>	
<b>Total Cash &amp; Cash Equivalent and Investment in Securities (Not related to Capital Market):</b>				
			<b>83,386,531</b>	
<b>Total Investment=(I+II+III)</b>				<b>435,672,749</b>



**Capitec Padma P.F. Shariah Unit Fund**  
**Schedule of realized gain/(loss) on sale of marketable securities**  
For the Period from July 01, 2022 to September 30, 2022

**Annexure-B**

SL	Name of the Company	No of Share	Sell Price	Cost Price	Profit/(Loss)
01	BATASHOE	36,538	36,215,665	34,660,653	1,555,013
02	BDPAINTS	25,551	1,147,240	255,510	891,730
03	EHL	13,600	992,800	879,920	112,880
04	MARICO	9,900	24,432,057	23,818,143	613,914
05	MASTERAGRO	700,000	16,726,530	15,179,881	1,546,649
06	NIALCO	716,034	32,570,797	26,140,455	6,430,342
07	ORYZAAGRO	506,617	14,084,862	12,490,465	1,594,397
					<b>12,744,924</b>

**Capitec Padma P.F. Shariah Unit Fund**  
**Dividend Income**  
For the Period from July 01, 2022 to September 30, 2022

**Annexure-C**

<b>SL No.</b>	<b>Name of the Company</b>	<b>No of Shares</b>	<b>Dividend %</b>	<b>Dividend Amount</b>
1	GP	53,030	125%	662,875
2	MARICO	14,732	300%	441,960
3	ORYZAAGRO	513,272	11%	564,599
<b>Total</b>				<b>1,669,434</b>



**Capitec Padma P.F. Shariah Unit Fund**  
**Information on Non-Performing Investment**

Annexure-D

Fund Name	Name of the Investee Company/ Issuer	Amount of Investment as on 30.09.2022 (Script wise)	Date of Investment	Category of Investment (Private Equity, \fixed Income Securities and others)	Period of Investment without return	Receivables (Principal and Return)	Amount of Provisions made till date
Capitec Padma P. F. Shariah Unit Fund	N/A	N/A	N/A	N/A	N/A	N/A	N/A