

CAPITEC PADMA P.F. SHARIAH UNIT FUND
Asset Manager: Capitec Asset Management Limited

Statement of Financial Position
As on March 31, 2019

Particulars	Notes	Unaudited	Taka
		Taka	Taka
		AS on 31.03.2019	
ASSETS		319,547,968.07	-
Investment in Securities	1	73,235,234.50	
Accounts Receivables	2	4,409,259.60	
Advance, Deposit and Prepayments	3	184,343.62	
Preliminary and Issue Expenses	4	3,419,462.23	
Cash and Cash Equivalent	5	238,299,668.12	
LIABILITIES		3,170,145.03	-
Accrued Expenses Payable	6	1,327,049.03	
Accounts Payable	7	1,843,096.00	
NET ASSETS		316,377,823.04	-
EQUITY			
Unit Capital	8	309,525,000.00	
Unit Premium Reserve		497,275.00	
Unrealized Gain/ (Loss)		(3,335,607.82)	
Retained earnings	9	9,691,155.86	
TOTAL EQUITY		316,377,823.04	-


Net Asset Value (NAV) per unit


At Cost Price	10	10.33
At Market Price	11	10.22


These Financial Statements should be read in conjunction with notes


Dated: April 07, 2019


Managing Director (AMC)


Chairman, Trustee


Head of Operations
& CCO (AMC)


Member, Trustee


Asst. Manager-
Fund Accounts (AMC)

CAPITEC PADMA P.F. SHARIAH UNIT FUND
Asset Manager: Capitec Asset Management Limited


Statement of Profit and Loss Account
From May 27' 2018 to March 31' 2019


Particulars	Notes	Unaudited	
		Taka May 27, 2018 to March 31, 2019	Taka
INCOME		13,106,504.14	-
Realized Gain/(Loss) on Sale of Securities	12	7,672,430.22	
Dividend Income	13	613,240.00	
Profit on Money Market Instruments	14	4,820,833.92	
EXPENDITURE		3,415,348.28	-
Management Fee		2,160,890.15	
Trustee Fee		143,440.42	
Custodian Fee		67,607.58	
CDBL Charges		47,299.17	
Brokerage Commission		435,157.29	
Amortization of Preliminary and Issue Expenses		274,713.67	
Printing and Publication		123,940.00	
Bank Charges and Excise Duty		105,300.00	
Shariah Supervisory Board Meeting Fee		15,000.00	
Other Operating Expenses	15	42,000.00	
Net Profit Before Provision		9,691,155.86	
Net Profit for the Period		9,691,155.86	
Earnings per unit during the period	16	0.31	


These Financial Statements should be read in conjunction with notes


Dated: April 07, 2019


Managing Director (AMC)


Chairman, Trustee


Member, Trustee


Head of Operations
& CCO (AMC)


Asst. Manager-
Fund Accounts(AMC)


CAPITEC PADMA P.F. SHARIAH UNIT FUND
Asset Manager: Capitec Asset Management Limited


Statement of Profit and Loss Account
From January 01 to March 31' 2019

Particulars	Notes	<u>Unaudited</u> Taka Jan 01,2019 to March 31,2019	Taka
INCOME		10,402,034.72	-
Realized Gain/(Loss) on Sale of Securities	12	7,186,314.80	
Dividend Income	13	460,968.00	
Profit on Money Market Instruments	14	2,754,751.92	
EXPENDITURE		2,005,753.81	-
Management Fee		1,264,222.15	
Trustee Fee		81,443.42	
Custodian Fee		47,295.37	
CDBL Charges		33,389.09	
Brokerage Commission		317,631.26	
Amortization of Preliminary and Issue Expenses		130,127.52	
Printing and Publication		84,940.00	
Bank Charges and Excise Duty		40,705.00	
Shariah Supervisory Board Meeting Fee		-	
Other Operating Expenses	15	6,000.00	
Net Profit Before Provision		8,396,280.91	
Net Profit for the Period		8,396,280.91	
Earnings per unit during the period	16	0.27	


These Financial Statements should be read in conjunction with notes

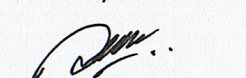
Dated: April 07, 2019


Managing Director (AMC)


Chairman, Trustee


**Head of Operations
& CCO (AMC)**


Member, Trustee


**Asst. Manager-
Fund Accounts(AMC)**


CAPITEC PADMA P.F. SHARIAH UNIT FUND
Asset Manager: Capitec Asset Management Limited


Statement of Changes in Equity
From May 27' 2018 to March 31' 2019


Particulars	Unaudited			
	Unit Capital Taka	Unit Premium Reserve Taka	Unrealized Gain/ (Loss) Taka	Retained earnings Taka
Beginning Balance at 27.05.2018				
Unit Capital	-	-	-	-
Unit Premium Reserve	309,525,000.00	497,275.00		309,525,000.00
Unrealized Gain/ (Loss)			(3,335,607.82)	497,275.00
Net Profit during the period				(3,335,607.82)
Ending Balance at 31.03.2019	309,525,000.00	497,275.00	(3,335,607.82)	9,691,155.86
				316,377,823.04

These Financial Statements should be read in conjunction with notes


Dated: April 07, 2019


Managing Director (AMC)


Chairman, Trustee


Member, Trustee


Head of Operations
& CCO (AMC)


Asst. Manager-
Fund Accounts(AMC)

CAPITEC PADMA P.F. SHARIAH UNIT FUND
Asset Manager: Capitec Asset Management Limited

Statement of Cash Flows
From May 27' 2018 to March 31' 2019

Particulars	Unaudited Taka May 27, 2018 to March 31, 2019	Taka
A. Cash flows from operating activities:	(71,722,606.88)	-
Investment in Listed Securities	(140,020,021.10)	
Investment in IPO	(2,828,160.00)	
Proceeds from Sale of Marketable Securities	75,656,104.03	
Investment in MTDR	(1,000,000.00)	
Bank Profit Received in Cash	2,077,144.43	
Dividend Received in Cash	148,240.00	
Payment for Preliminary Expenses	(3,945,770.00)	
Payment for Expenses	(1,562,210.79)	
Payment of Advance Trustee Fee	(159,460.00)	
Tax Deducted at Source	(88,473.45)	
B. Cash flows from investing activities:	-	-
C. Cash flows from Financial Activities :	310,022,275.00	-
Sponsor Contribution	10,000,000.00	
Initial Subscription	90,000,000.00	
Issuance of New Units	209,525,000.00	
Unit Premium Reserve	497,275.00	
Cash Surplus/(Deficit) for the year (A+B+C)	238,299,668.12	-
Opening Cash and Cash Equivalent	-	-
Closing Cash and Cash Equivalent	238,299,668.12	-
Net Operating Cash Flow Per Unit	(2.32)	

These Financial Statements should be read in conjunction with notes

Dated: April 07, 2019

Managing Director (AMC)

Chairman, Trustee

Head of Operations
& CCO (AMC)

Member, Trustee

Asst. Manager-
Fund Accounts(AMC)